

To practise the structured observation methodology, use the following form. The livestock handler simply ticks or crosses what is normal and abnormal respectively and then describes their observations to their veterinary support provider in detail.

Behaviour

Eyes

Ears

Mouth

Nose

Date:

Animal ID:

Reported by:

Condition

Skin/hair

Eating

Breathing

Dung

Urine

Chewing

Drinking

Udder and teats

Testicles and sheath

Swallowing

Rumen fill

Vulva

Backline

Standing


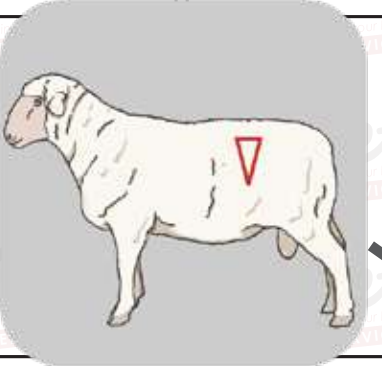


Tail

Front Legs and feet

Back legs and feet

Lying

Walking



Normal



Abnormal

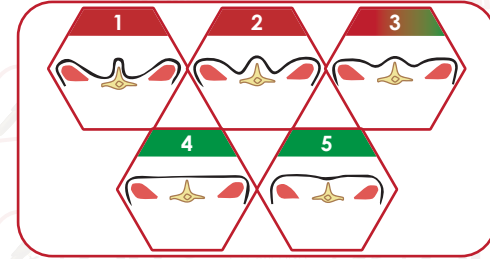
1. Examination from the back?



Temperature?

Background Information?

Condition Score?



2. Examination from the front?



Inside lining of the eyelid?

Background Information?

Inside the ears?

3. Examining the Rest of the Body?



Lymph nodes?

Background Information?

Inside the mouth?

Front legs & feet?

Back legs & feet?

4. Background Information:

Age?

Sex?

Number affected?

Number in the group?

When was first sign of disease observed?